

ACALETICS® - Partnerships

GAP ANALYSIS

White vs. Black



2015 to 2018

FSA Math Achievement



Math. Trust. Results.

About ACALETICS®

Founded in 1985, ACALETICS is a system of research-based and results-based supplemental products and services. The program is designed to enhance classroom instruction and boost student performance and achievement. The ACALETICS® model is based on the idea that, like athletics, success in academics requires a structured game plan for preparation, conditioning, analysis, and redress.

ACALETICS® has helped over 400 schools and more than 400,000 students dramatically improve classroom instruction and learning, test scores, and student competence and confidence by providing invaluable resources and direct support to teachers and school administrators.

ACALETICS® was recognized by the Florida Department of Education and the Council for Educational Change (CEC), established by the Florida Annenberg Challenge, as a Best Practice in Mathematics at the 8th Florida Leadership Academy held at the University of South Florida in Tampa.

ACALETICS® 4-Pronged Approach

Content-focused

- Materials are strategically designed to help teachers focus on what matters most – developing conceptual understanding, procedural skills and fluency, and application with equal intensity.

Data-driven Instructional Model

- This model is designed to supplement instructional time by incorporating opportunities for extended exposure to concepts and skills as well as multi-strand exposure to concepts and skills within the designated class period. This is achieved through the highly-successful **Math ClubSM**. Key to the success of **Math ClubSM** is the creation of an emotionally-safe environment where intellectual risk-taking is cultivated.

Ongoing Assessment and Accountability

- ACALETICS® provides a comprehensive system of assessment and progress-monitoring tools to help schools set their goals and make decisions about how to reach them. With the support of an ACALETICS® consultant, the assessment data is analyzed and organized to enable teachers to align their instruction to more effectively meet the needs of the students.

Professional Development

- Professional development is a key component of the ACALETICS® system. Activities include data analysis, workshops and in-class demonstrations to model effective instructional techniques and strategies.

The evidence of successful partnerships between ACALETICS and schools is clear and compelling. We are confident our unique combination of content-focused materials that are fully-aligned with the more rigorous state standards, data-driven instructional best practices, a system of assessment and accountability and ongoing formal and informal professional development and support, will allow us to continue to help facilitate teacher planning and instruction and improve student performance in math.

Executive Summary

- ***Pinewood Elementary*** increased its Black subgroup Percent Scoring At/Above Satisfactory by **+30** percentage points from 2016 to 2018. ([See Page 3](#))
- ***Tillman Elementary*** increased its Black subgroup Percent Scoring At/Above Satisfactory by **+40** percentage points from 2015 to 2016. ([See Page 4](#))
- ***Alpha International Academy*** increased its Black subgroup Percent Scoring At/Above Satisfactory by **+45** percentage points from 2016 to 2018. ([See Page 5](#))
- ***Sunland Park Academy*** increased its Black subgroup Percent Scoring At/Above Satisfactory by **+31** percentage points from 2015 to 2018. ([See Page 6](#))
- ***Dr. Martin Luther King Elementary*** increased its Black subgroup Percent Scoring At/Above Satisfactory by **+23** percentage points from 2017 to 2018. ([See Page 7](#))
- ***Deerfield Park Elementary*** increased its Black subgroup Scoring At/Above Satisfactory by **+24** percentage points from 2016 to 2018. ([See Page 8](#))
- ***North Elementary*** increased its Black subgroup Percent Scoring At/Above Satisfactory by **+26** percentage points from 2016 to 2018. ([See Page 9](#))
- ***Havana Magnet School*** increased its Black subgroup Percent Scoring At/Above Satisfactory by **+20** percentage points from 2015 to 2018. ([See Page 10](#))

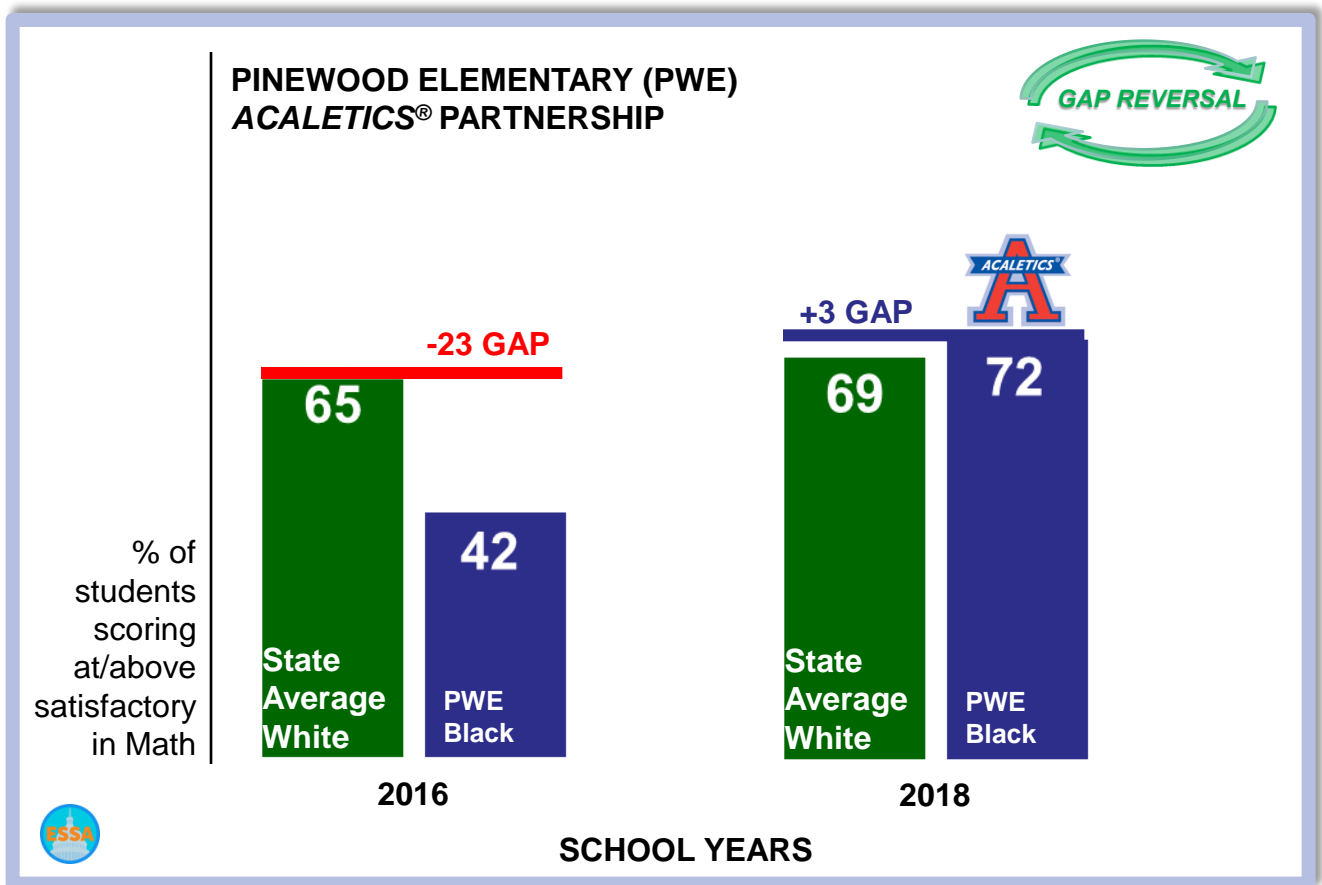
Subgroup Gap Analysis - Math

PINEWOOD ELEMENTARY — Broward County

2016 to 2018 Math Achievement Gap

State Average (White) vs.

Pinewood (Black)



Data Source:  FLORIDA DEPARTMENT OF EDUCATION
fldoe.org

Pinewood Elementary School (PWE):

- PWE has increased its Black subgroup Percent Scoring At/Above Satisfactory by **+30** percentage points from 2016 to 2018!
- In 2016, PWE's Black subgroup was below (-23 percentage points) the State White Subgroup in Percent of Students Scoring At/Above Satisfactory in Math. As a result of our partnership, PWE **exceeded** the **achievement** of the State White subgroup by **+3** percentage points ("**A GAP Reversal**") in 2018!

Subgroup Gap Analysis - Math

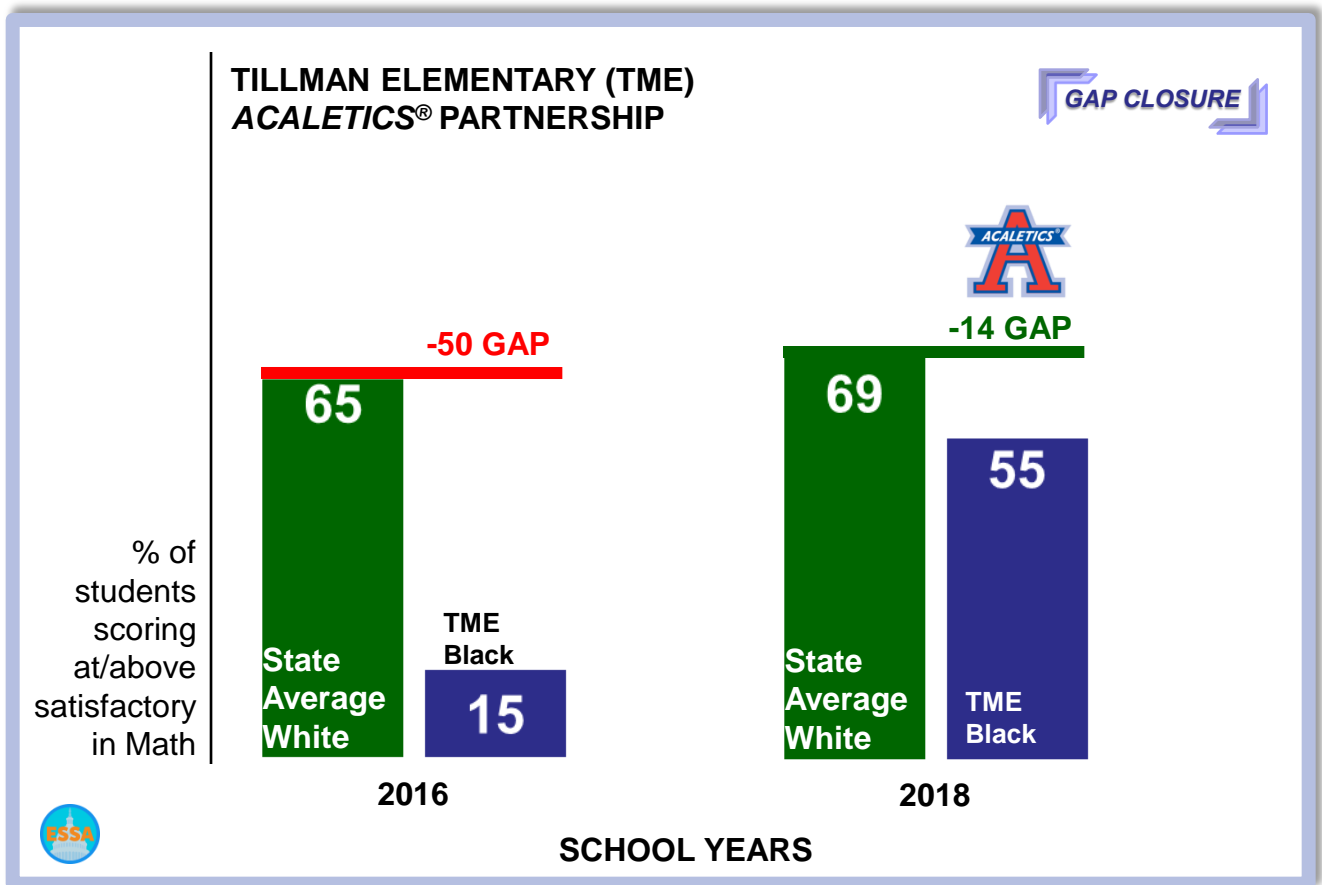
TILLMAN

ELEMENTARY — Manatee County

2016 to 2018 Math Achievement Gap

State Average (White) vs.

Tillman (Black)



Data Source:  FLORIDA DEPARTMENT OF
EDUCATION
fldoe.org

Tillman Elementary School (TME):

- TME has increased its Black subgroup Percent Scoring At/Above Satisfactory by **+40** percentage points from 2016 to 2018!
- In 2016, TME's Black subgroup was below (-50 percentage points) the State White Subgroup in Percent of Students Scoring At/Above Satisfactory in Math. As a result of our partnership, TME **reduced** the **achievement gap** by **+36** percentage points in 2018!

Subgroup Gap Analysis - Math

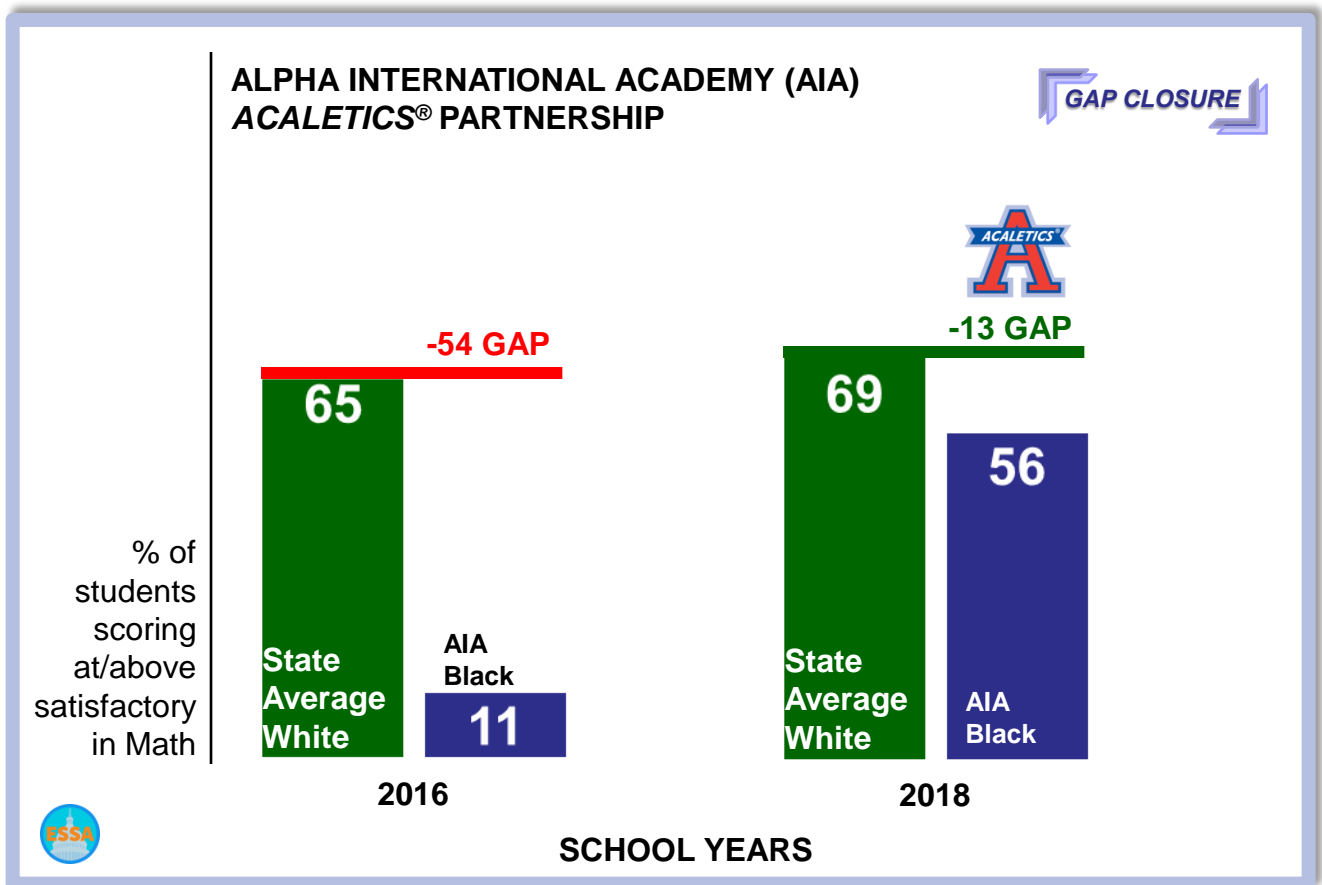
ALPHA INTERNATIONAL

ACADEMY — Broward County

2016 to 2018 Math Achievement Gap

State Average (White) vs.

Alpha (Black)



Data Source:  FLORIDA DEPARTMENT OF
EDUCATION
fldoe.org

Alpha International Academy (AIA):

- AIA has increased its Black subgroup Percent Scoring At/Above Satisfactory by **+45** percentage points from 2016 to 2018!
- In 2016, AIA's Black subgroup was below (-54 percentage points) the State White Subgroup in Percent of Students Scoring At/Above Satisfactory in Math. As a result of our partnership, AIA **reduced** the **achievement gap** of the State White subgroup by **+41** percentage points in 2018!

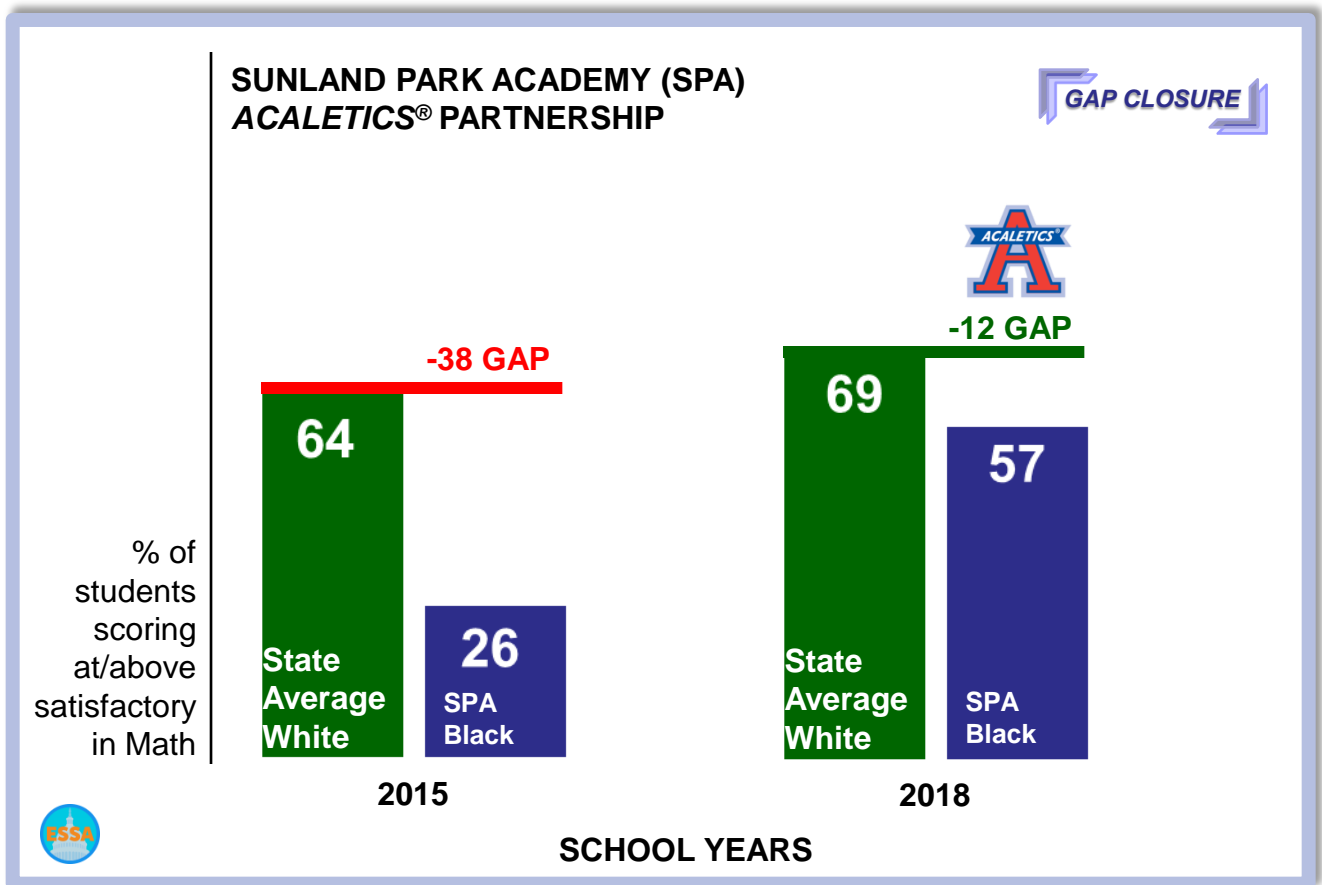
Subgroup Gap Analysis - Math

SUNLAND PARK ACADEMY — Broward County

2015 to 2018 Math Achievement Gap

State Average (White) vs.

Sunland (Black)



Data Source:  FLORIDA DEPARTMENT OF
EDUCATION
fldoe.org

Sunland Park Academy (SPA):

- SPA has increased its Black subgroup Percent Scoring At/Above Satisfactory by **+31** percentage points from 2015 to 2018!
- In 2015, SPA's Black subgroup was below (-38 percentage points) the State White Subgroup in Percent of Students Scoring At/Above Satisfactory in Math. As a result of our partnership, SPA **reduced** the **achievement gap** by **+26** percentage points in 2018!

Subgroup Gap Analysis - Math

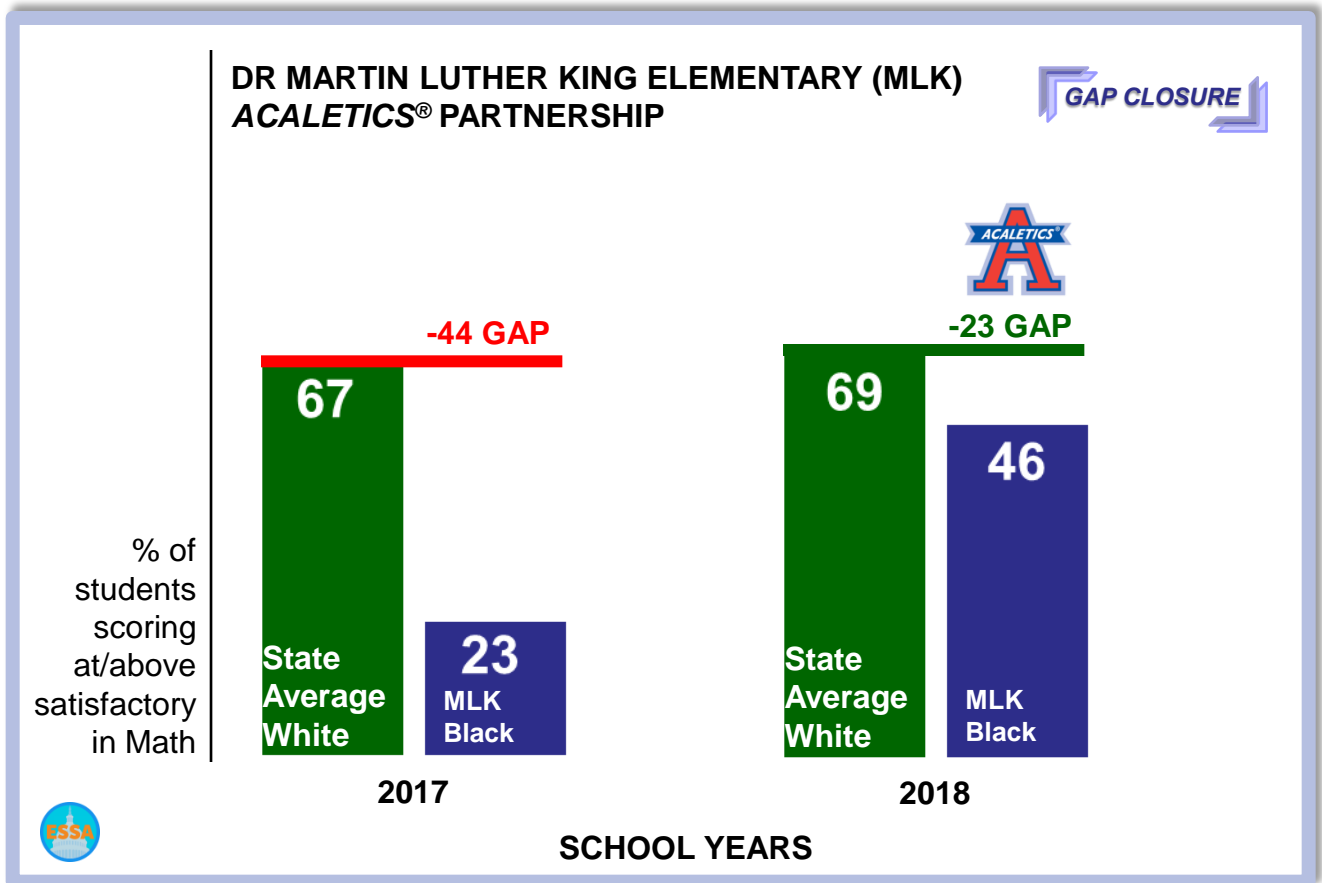
DR. MARTIN LUTHER KING

ELEMENTARY — Broward County

2017 to 2018 Math Achievement Gap

State Average (White) vs.

MLK (Black)



Data Source:  FLORIDA DEPARTMENT OF
EDUCATION
fldoe.org

Dr. Martin Luther King Elementary (MLK):

- MLK has increased its Black subgroup Percent Scoring At/Above Satisfactory by **+23** percentage points from 2017 to 2018!
- In 2017, MLK's Black subgroup was below (-44 percentage points) the State White Subgroup in Percent of Students Scoring At/Above Satisfactory in Math. As a result of our partnership, MLK **reduced** the **achievement gap** by **+21** percentage points in 2018!

Subgroup Gap Analysis - Math

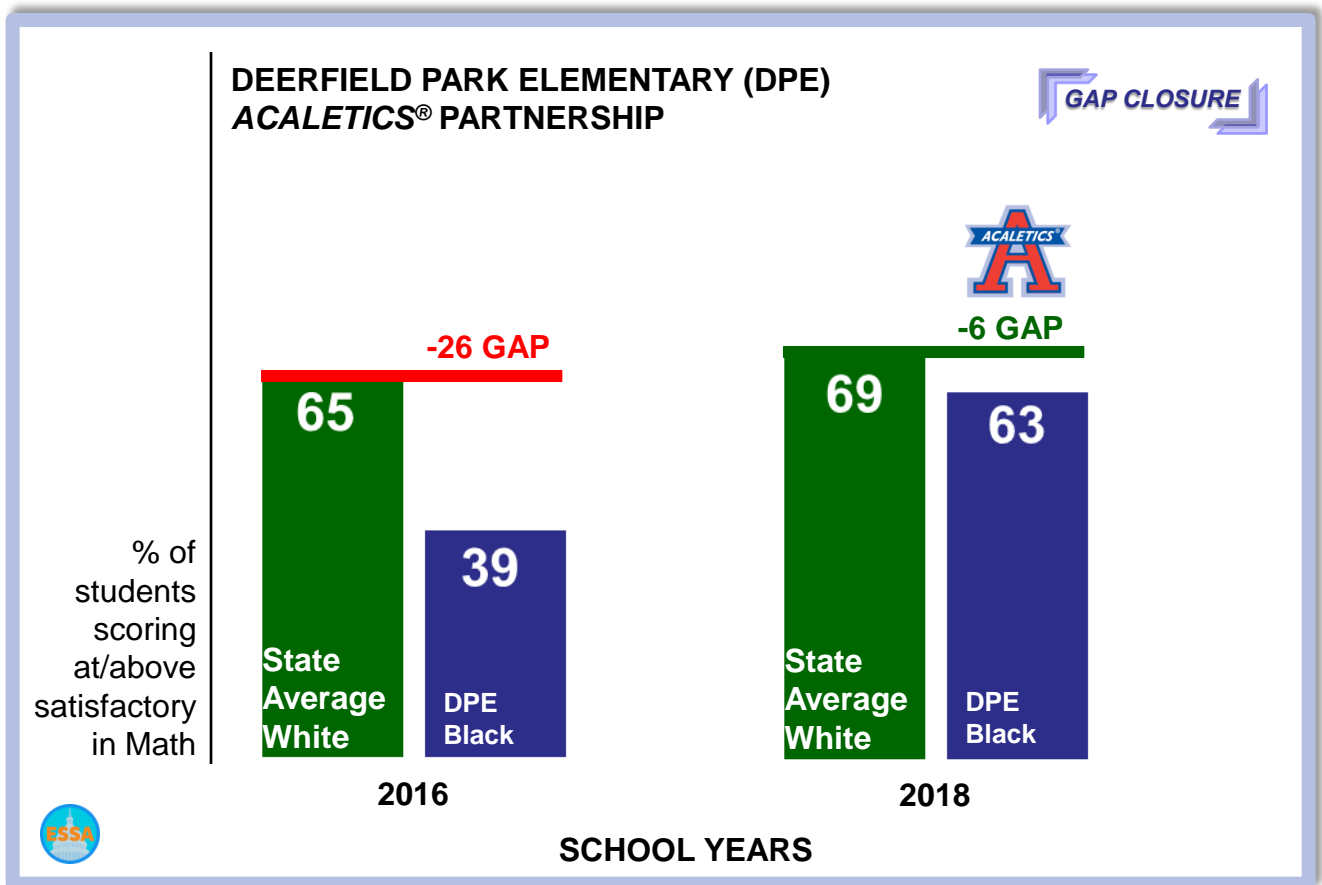
DEERFIELD PARK

ELEMENTARY — Broward County

2016 to 2018 Math Achievement Gap

State Average (White) vs.

Deerfield Park (Black)



Data Source:  FLORIDA DEPARTMENT OF
EDUCATION
fldoe.org

Deerfield Park Elementary School (DPE):

- DPE has increased its Black subgroup Percent Scoring At/Above Satisfactory by **+24** percentage points from 2016 to 2018!
- In 2016, DPE's Black subgroup was below (-26 percentage points) the State White Subgroup in Percent of Students Scoring At/Above Satisfactory in Math. As a result of our partnership, DPE **reduced** the **achievement gap** by **+20** percentage points in 2018!

Subgroup Gap Analysis - Math

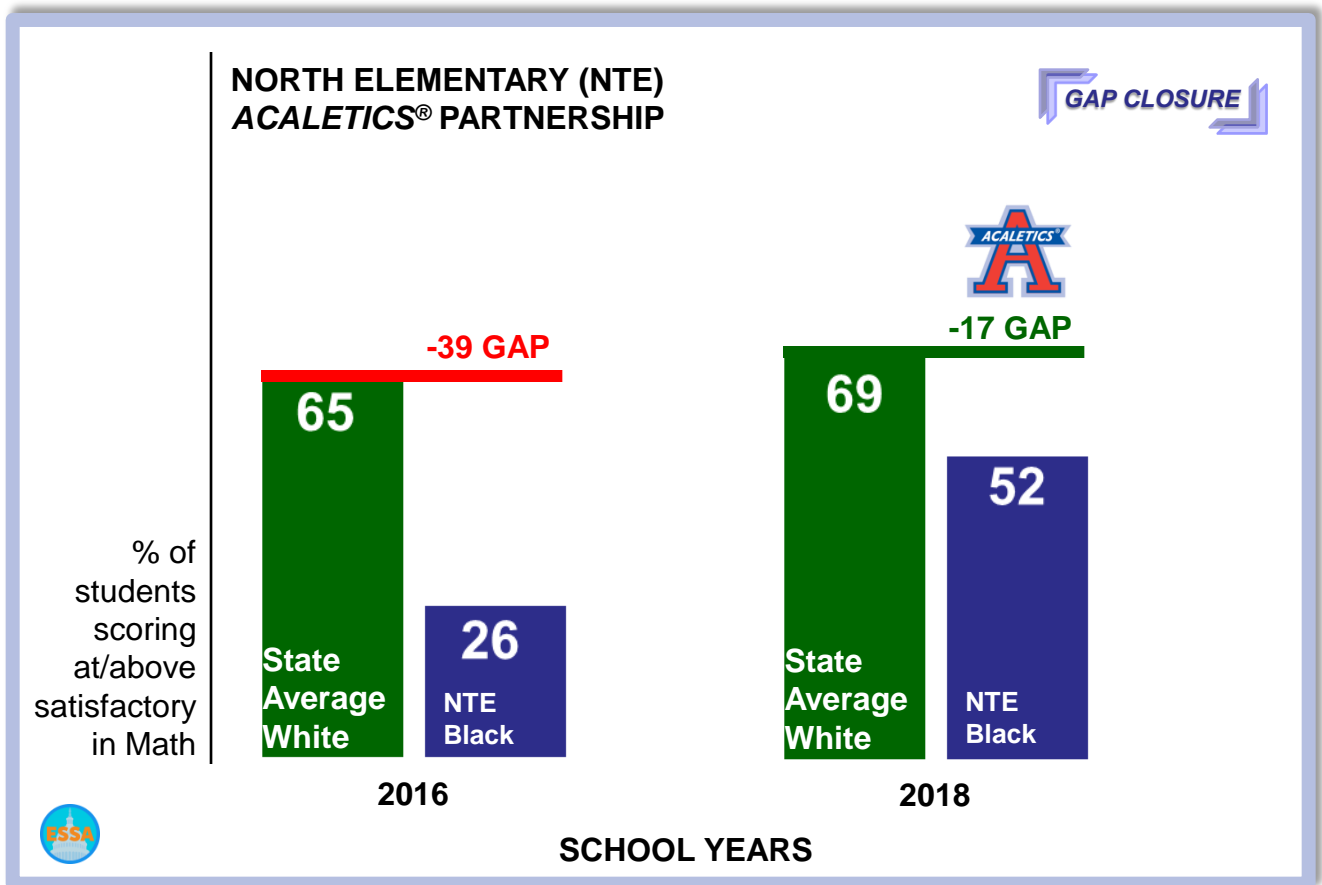
NORTH

ELEMENTARY — Okeechobee County

2016 to 2018 Math Achievement Gap

State Average (White) vs.

North (Black)



Data Source:  FLORIDA DEPARTMENT OF
EDUCATION
fldoe.org

North Elementary (NTE):

- NTE has increased its Black subgroup Percent Scoring At/Above Satisfactory by **+26** percentage points from 2016 to 2018!
- In 2016, NTE's Black subgroup was below (-39 percentage points) the State White Subgroup in Percent of Students Scoring At/Above Satisfactory in Math. As a result of our partnership, NTE **reduced** the **achievement gap** by **+22** percentage points in 2018!

Subgroup Gap Analysis - Math

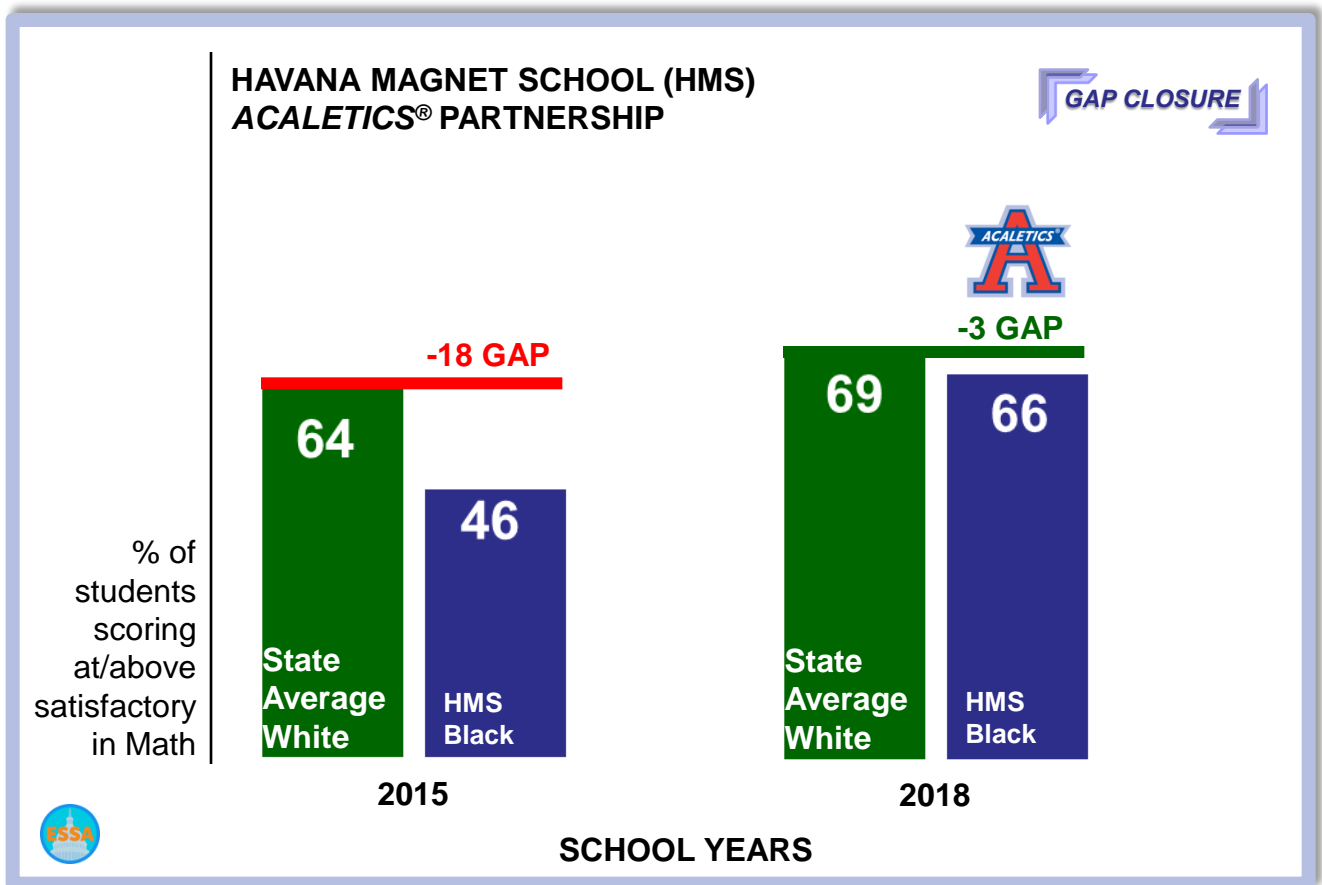
HAVANA

MAGNET SCHOOL — Gadsden County

2015 to 2018 Math Achievement Gap

State Average (White) vs.

Havana (Black)



Data Source:  FLORIDA DEPARTMENT OF
EDUCATION
fldoe.org

Havana Magnet School (HMS):

- HMS has increased its Black subgroup Percent Scoring At/Above Satisfactory by **+20** percentage points from 2015 to 2018!
- In 2015, HMS's Black subgroup was below (-18 percentage points) the State White Subgroup in Percent of Students Scoring At/Above Satisfactory in Math. As a result of our partnership, HMS **reduced** the **achievement gap** by **+15** percentage points in 2018!

VALUE PROPOSITION:

The ACALETICS® **Value Proposition**, which sets us apart from other educational firms, is that we provide our clients an **extremely high Return On Investment (ROI)**, typically within **one school-year**, as indicated in the following excerpt from the Miami Herald.

“As school systems nationwide sign multi-million dollar contracts with universities and educational companies to save their struggling schools, Educational Development Associates signs individual schools at a fraction of the cost and often produces immediate results using its innovative program ACALETICS®.”

-Miami Herald

We measure **ROI** in terms of dramatic results in Math, as follows:

- 1) Achievement (% of Students Scoring At/or Above Grade Level),
- 2) Annual Learning Gains/Growth, and
- 3) Subgroup Achievement Gap Closure/Elimination/(Gap Reversal).

ACALETICS® 4 Key Components – EDU-neeringSM

Professional Development

The Special Venue: In the CLASSROOM!!!!

with **REAL Students, Your Students!**

Differentiated Consultation (DC)

One Size Does **Not** Fit All:

There are Different **Bright Spots** in every school to be **IDENTIFIED** & **LEVERAGED**.

Standards-aligned Supplemental Materials

Our effective “**process**” is embedded in our materials!

We **SUPPORT** our Supplemental Materials/Support Tools with our customized Online Math Portal, ongoing onsite visits and **800#**. With our 800#, you will receive a call back from a Consultant **within 24 hours!**

Parent & Student Engagement Services

Customized Online Math Portal

Math ClubSM within Every Classroom – An **NFL** Environment

Well-received Parent Workshops: “Math ClubSM for Parents”

Incentive Packages for Students